



Suitable for heating/cooling or alarm applications. Convert a 0...10 Vdc input signal to a relay output. The controller are suitable for DIN-rail and have adjustable switching points. SC2 can be set to either binary or sequential control. Individually settable on/off levels.

- Two stages in sequence or binary (three stages)
- Switchable for heating or cooling
- Input signal 0-10V
- Adjustable hysteresis and step-differential
- Compact form for easy mounting on a DIN-rail

Function

SC2 is a two stage signal converter which converts a 0-10V signal into two closing relay outputs and can be set for heating or cooling. SC2 comes in a standard casing for DIN-rail mounting and has all settings accessible on the front.

Control modes

Switches 1-3 are used to set the relay sequence to fit the application. SC2/D can be adjusted for the following applications:

- One stage cooling and one stage heating
- Two stages cooling
- Two stages heating
- Three stages cooling, binary
- Three stages heating, binar

Setpoint

The setpoint is determined by means of the setpoint knob on the front. The scale is from 0 to 10V and the value determines at which input signal the first stage is to be cut out. The stage activates when the input signal exceeds the set-point by the value shown on the switch marked DIFF, (the hysteresis).

Hysteresis

The difference in input signal between a relay's ON-point and OFF-point. Adjustable and equal for all steps.

Step differential

The difference in input signal between the relay's OFF-points.

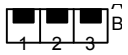
Indication

SC2 has LEDs which indicates that power is on and that relay outputs are activated.

TECHNICAL DATA

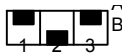
Power supply:	24 Vac \pm 15 % 50-60 Hz, 24 Vdc (18...35 Vdc)
Input signal:	0...10 Vdc
Output signal:	Two relays, closing, 10 A, 230 Vac. Indication when relay is activated.
Power cons.:	2 VA
Settings:	
Setpoint Setpoint	0...10 Vdc
DIFF Hysteresis	0,1...2 Vdc
SD Stage difference	0...2 Vdc
Ambient temperature:	0...50 °C
Storage temperature:	-40...+50 °C
Ambient humidity:	Max. 90% RH
CE	EMC emissions & immunity standards: This product conforms with the requirements of European EMC standards CENELEC EN 50081-1 and EN 50082-1, European LVD standards IEC 669-1 and IEC 669-2-1 and carries the CE-mark..
Mounting:	DIN-rail, 3 modules
Protection:	IP20
Size:	52 x 85 x 74 mm

FUNCTION SWITCHES

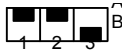


R1 ON on decreasing input signal
R2 ON on increasing input signal

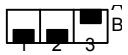
This is factory setting



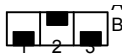
Two stages in sequence on increasing input signal
First R1 then R1 + R2



Two stages in sequence on decreasing input signal
First R1 then R1 + R2



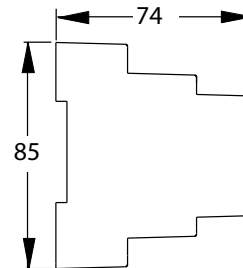
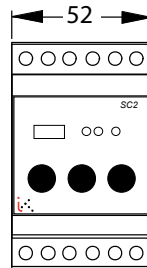
Three stages binary on increasing input signal
First R1, then R2 and then R1 + R2



Three stages binary on decreasing input signal
First R1, then R2 and then R1 + R2.

WIRING AND DIMENSIONS (mm)

1		R1
2		10A 230V~
3	Not connected	
4	Not connected	
5		R2
6		10A 230V~
7	Input signal 0-10V DC	
8	Signal neutral	
9	Not connected	
10	Not connected	
11	Sys.neutral	Supply voltage
12	24V~ in	



For supply voltage 24V DC terminal 11 is to be connected to minus (-) and terminal 12 to plus (+).